
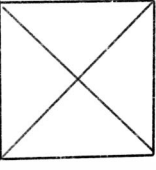




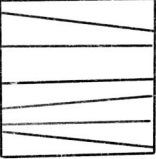




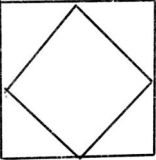




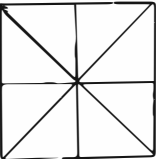




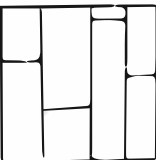


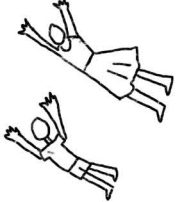







Roll-a-Faith Ringgold

Use dice to complete a drawing inspired by Faith Ringgold's famous Story Quilts.

	Border One	Border Two	Background	Figure
				
				
				
				
				
				

Instructions:

1. Roll die to find your first border, roll die for your second border.
2. Decide on a pattern of repeating blocks, then draw your border around the edges of your paper. The blocks are inspired by quilt blocks - or squares of sewn fabric used to make up the edges and body of a quilt.
3. Roll die for your background, draw the image next to the number you roll. The background should fit inside the border. If you roll the flag or the pinwheel of words, feel free to change to a flag or words of your choosing.
4. Roll die for your figure, draw the image next to the number you roll.
5. Use color pencils, crayons, or whatever you like to color in and complete your drawing.
6. Enjoy!



Tar Beach #2, Silkscreen on Silk, 1990

Vocabulary

Border - the outer part or edge

Pattern - repeating shape or form

Meet the Artist!



Faith Ringgold was born October 8, 1930 in Harlem, NYC. She grew up during the Harlem Renaissance and was surrounded by creativity as a child. Ringgold has created many different types of artwork in her life, but is perhaps most beloved for her story quilts. These are quilts and paintings combined to tell stories about her life and the Black experience. She uses her voice and artwork to fight injustices of racism and sexism in America. Ringgold is a living legend.